



## PowerKey Series

**PowerKey1000 and PowerKey1400** are the flagship model for Blink Marine's IP67 keypads. They boast 10/14 keys and are available with CANopen and J1939 protocols. Compact and elegant, the rubber of the PowerKey can be personalized for both the icons and the numbers of led assigned to each individual key. The keypads are also clearly visible in the dark thanks to RGB backlight.

### SOFTWARE FEATURES

**CAN Keypad Addresses** – Assign any valid CAN address to the keypad.

**CANopen Communications Protocol** – Fully compliant with Device Profile 401d.

**J1939 Address Claim Transmission** – Keypads no longer have to be pre-programmed to a specific address. This enables customers that work in applications in the field without access to a GUI to use any replacement keypad on-hand. The keypad can be configured to automatically announce its address and accept a new address assignment as appropriate.

**Event Status Transmission** – The keypad can send messages to the BUS indicating a button press or a button release event has occurred. This confirmation allows digital systems to have the same input acknowledgements as that of the latching position of a mechanical switch.

**Periodic Status Transmission** – The keypad sends a continuous broadcast of messages indicating the press or release status of each button at that instance. The frequency of these messages can be adjusted in a wide range.

**Periodic Heartbeat** – The keypad sends a continuous broadcast of messages indicating it is functioning correctly. The frequency of these messages can be adjusted in a wide range.

**Smart LED Management** – The intensity of the LEDs can be adjusted, whilst any LED indicator – whether fixed or blinking – can be personalized according to color preference. Backlighting for the keypad is also adjustable.

### HARDWARE FEATURES

**IP67/IP69K Waterproof Rating** – Guaranteed to be dust tight and sealed against water immersion to a depth of 1 meter for up to 1 hour. The IP69K rating provides protection against high pressure water at high temperature spray downs.

**UV Protected** – UVB 400 hours: Keypad is highly resistant to deterioration caused by exposure to sunlight.

**Concave Keys** – The ergonomic design simplifies touch navigation of the quick-pick keys.

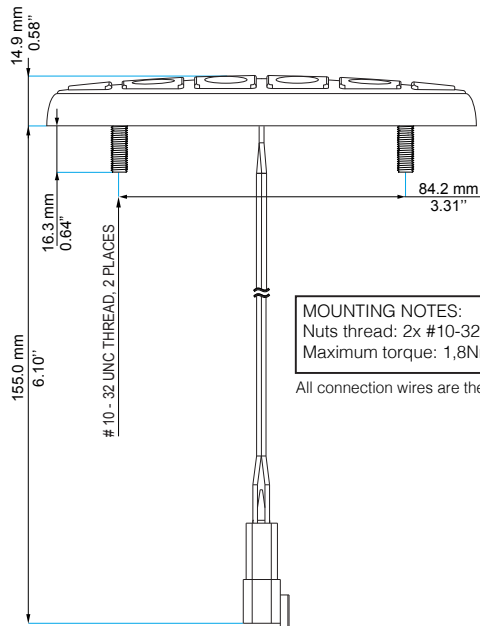
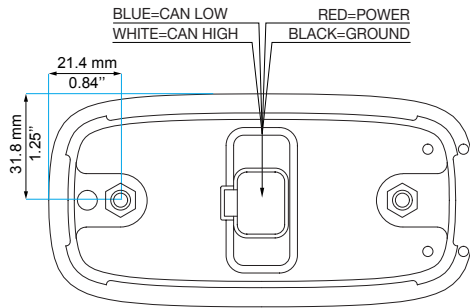
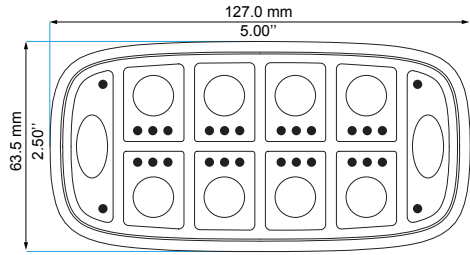
**A membrane compensation valve** which self compensate the internal pressure within the keypad, alleviating mechanical stresses that can be produced by shifts in external temperatures.

**The rubber is molded on the backside** in such a way that it acts as a gasket, blocking liquids and preventing them from leaking in through the attachment holes located on the support upon which the keypad is installed.


**Independent Key** – The device is able to support any multiple pressure key combination.



## PK1000



**MOUNTING NOTES:**  
Nuts thread: 2x #10-32  
Maximum torque: 1,8Nm - 16lbf-in  
All connection wires are the same length



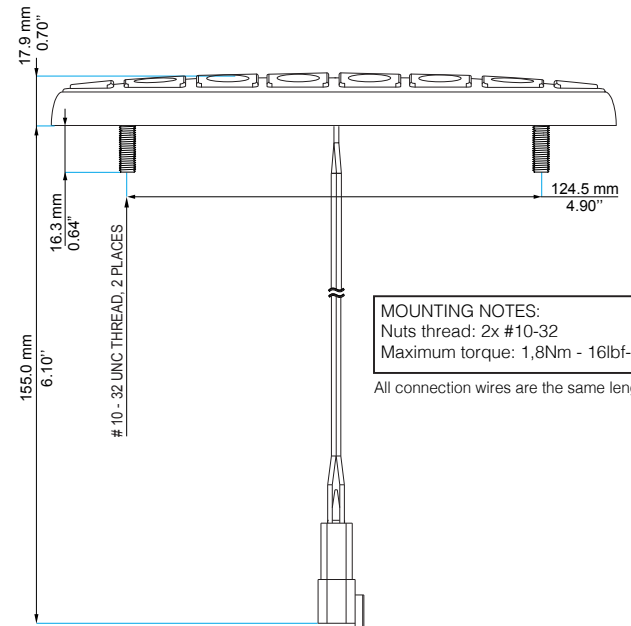
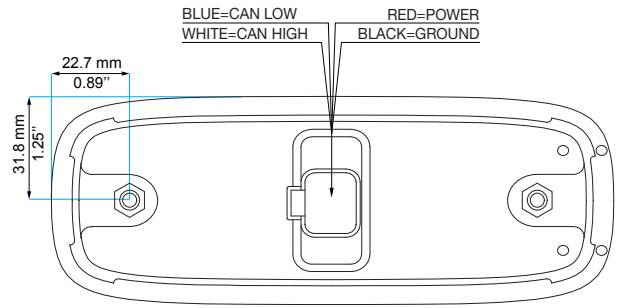
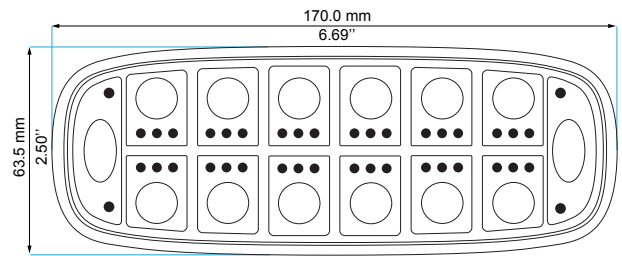
WIRE SIDE

### CONNECTOR STANDARD PINOUT

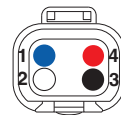
PIN	COLOUR	FUNCTION
1	Blue	CAN L
2	White	CAN H
3	Black	Negative battery
4	Red	Vbatt. (12-24V)

The one illustrated above is the standard pinout; however, some keypads may be supplied with alternative pinouts or connectors.

## PK1400



**MOUNTING NOTES:**  
Nuts thread: 2x #10-32  
Maximum torque: 1,8Nm - 16lbf-in  
All connection wires are the same length



WIRE SIDE

### CONNECTOR STANDARD PINOUT

PIN	COLOUR	FUNCTION
1	Blue	CAN L
2	White	CAN H
3	Black	Negative battery
4	Red	Vbatt. (12-24V)

The one illustrated above is the standard pinout; however, some keypads may be supplied with alternative pinouts or connectors.

**blink**  
MARINE

Blink S.r.l.  
Via Montefeltro, 6 - 20156 Milano - Italy  
Tel. +39 02 3088583 - Fax +39 02 33406697  
[www.blinkmarine.com](http://www.blinkmarine.com) - [info@blinkgroup.com](mailto:info@blinkgroup.com)

!WARNING! IMPROPER SELECTION, IMPROPER USE AND/OR FAILURE OF THE BLINK SYSTEMS PRODUCTS DESCRIBED HEREIN OR RELATED ITEMS CAN CAUSE DEATH, PERSONAL INJURY AND PROPERTY DAMAGE. This document and other information from Blink, provide product and/or system options for further investigation by users having technical expertise. It is important to analyze all aspects of the application, including consequences of any failure. Due to the variety of operating conditions and applications for these product(s), the manufacturer of the application is solely responsible for marking the final selection of the product(s) and assuring that all performance, safety and warning requirements of the application are met. The products described herein, including without limitation, product features, specifications, designs, availability and pricing, are subject to change by Blink at any time without notice.