



PK1400

PowerKey 1400 is the flagship model for Blink Marine's IP67 keypads. It boasts 14 keys and is available with CANopen and J1939 protocols. Compact and elegant, the rubber of the PowerKey 1400 can be personalized for both the icons and the numbers of LED assigned to each individual key. The keypad is also clearly visible in the dark thanks RGB backlight.

SOFTWARE FEATURES

CAN Keypad Addresses – Assign any valid CAN address to the keypad.

CANopen Communications Protocol – Fully compliant with Device Profile 401d.

J1939 Address Claim Transmission – Keypads no longer have to be pre-programmed to a specific address. This enables customers that work in applications in the field without access to a GUI to use any replacement keypad on-hand. The keypad can be configured to automatically announce its address and accept a new address assignment as appropriate.

Event Status Transmission – The keypad can send messages to the BUS indicating a button press or a button release event has occurred. This confirmation allows digital systems to have the same input acknowledgements as that of the latching position of a mechanical switch.

Periodic Status Transmission – The keypad sends a continuous broadcast of messages indicating the press or release status of each button at that instance. The frequency of these messages can be adjusted in a wide range.

Periodic Heartbeat – The keypad sends a continuous broadcast of messages indicating it is functioning correctly. The frequency of these messages can be adjusted in a wide range.

Smart LED Management – The intensity of the LEDs can be adjusted, whilst any LED indicator – whether fixed or blinking – can be personalized according to color preference. Backlighting for the keypad is also adjustable.

HARDWARE FEATURES

IP67/IP69K Waterproof Rating – Guaranteed to be dust tight and sealed against water immersion to a depth of 1 meter for up to 1 hour. The IP69K rating provides protection against high pressure water at high temperature spray downs.

UV Protected – UVB 400 hours: Keypad is highly resistant to deterioration caused by exposure to sunlight.

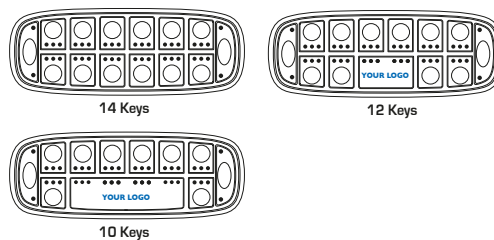
Concave Keys – The ergonomic design simplifies touch navigation of the quick-pick keys.

A membrane compensation valve which self compensates the internal pressure within the keypad, alleviating mechanical stresses that can be produced by shifts in external temperatures.

The rubber is molded on the backside in such a way that it acts as a gasket, blocking liquids and preventing them from leaking in through the attachment holes located on the support upon which the keypad is installed.

Independent Key – The device is able to support any multiple pressure key combination.

THREE MODELS



STANDARD FEATURES

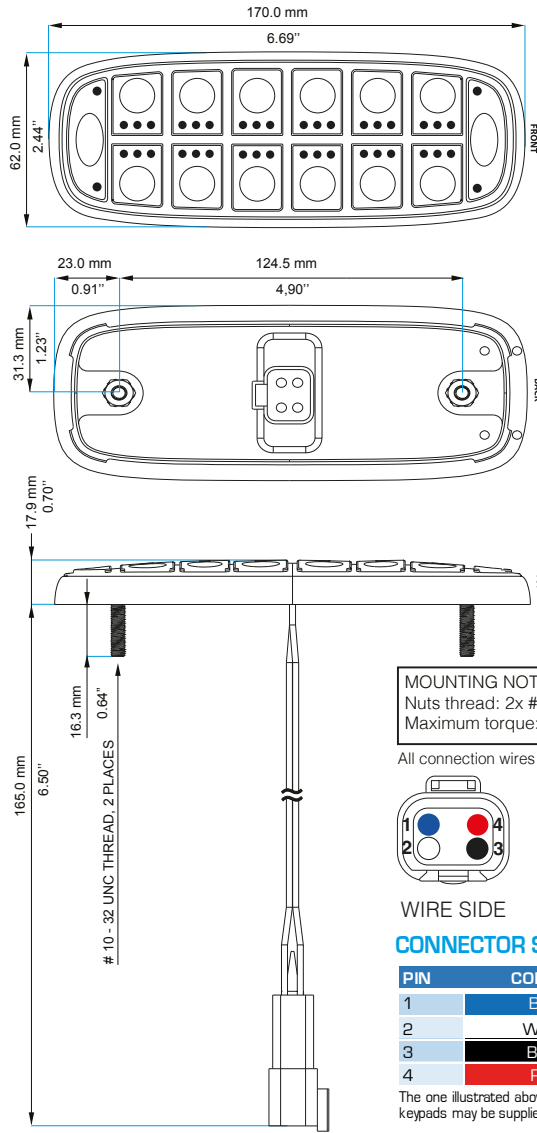
- Configurable LED
- Multicolor LED backlight
- High intensity LED status indicators
- LED backlit icons
- Green/red LED indicators
- Programmable functions (momentary, toggle, scroll...)
- Vertical or horizontal mount
- Compact design
- Protected from inverted polarity

SOFTWARE FEATURES


- Change CAN keypad addresses independently
- Periodic Status transmission
- Heartbeat
- Event status transmission
- LED acknowledgement
- Address claim transmission
- CANopen and J1939 communication protocol
- Plug-and-play reconfigurability
- Detailed user manuals available

OTHER BENEFITS

- Custom laser etched icons
- Specific connectors and cables are available on request
- Pad printed logo



MOUNTING NOTES:
 Nuts thread: 2x #10-32
 Maximum torque: 1,0Nm - 9lbf-in
 All connection wires are the same length



WIRE SIDE

CONNECTOR STANDARD PINOUT

PIN	COLOUR	FUNCTION
1	Blue	CAN L
2	White	CAN H
3	Black	Negative battery
4	Red	Vbatt. (12-24V)

The one illustrated above is the standard pinout; however, some keypads may be supplied with alternative pinouts or connectors.

SPECIFICATIONS FOR STANDARD KEYPADS

ELECTRICAL	PK1400
Supply Voltage	12-24Vdc Nominal (8-32VDC)
Standby Current	<50 mA
Communication BUS	CANopen, J1939
MTBF	112794 hours (in accordance with MIL-HDBK-217 operating environment ground mobile)

MECHANICAL	PK1400
Standard Connector	Deutsch DT04-4P
Switch Life	3 million operations
Mounting Studs	2x #10-32 Stainless Steel
Rubber Specs	Silicone rubber with polyurethane hardcoat
PCB	1,6mm thick, Nema Grade FR-4, double clad with 1oz copper
Operating Temperature	-40°C to +70°C
Storage Temperature	-40°C to +85°C
Thermal Shock	-40°C to +85°C According to table 2 of ISO16750-4
Mechanical Shock Test	IEC 60068 2-27 3-axis X,Y,Z 50Gs 11ms
Vibration Test	IEC 60068 2-6 3-axis X,Y,Z 10-150Hz 0.15mm
UV Protection	UVB 400 hours
Salt Spray	Per ASTM B117
Chemical Resistance	Engine Cleaner, Isopropyl Alcohol, Suntan Lotion, Multi-Purpose Cleaner, Muriatic Acid
Ingress protection Rating	IP67/IP69K
Weight	160 gr



Blink S.r.l.
 Via Montefeltro, 6 - 20156 Milano - Italy
 Tel. +39 02 3088583 - Fax +39 02 33406697
www.blinkmarine.com - info@blinkgroup.com

!WARNING! IMPROPER SELECTION, IMPROPER USE AND/OR FAILURE OF THE BLINK SYSTEMS PRODUCTS DESCRIBED HEREIN OR RELATED ITEMS CAN CAUSE DEATH, PERSONAL INJURY AND PROPERTY DAMAGE. This document and other information from Blink, provide product and/or system options for further investigation by users having technical expertise. It is important to analyze all aspects of the application, including consequences of any failure. Due to the variety of operating conditions and applications for these product(s), the manufacturer of the application is solely responsible for marking the final selection of the product(s) and assuring that all performance, safety and warning requirements of the application are met. The products described herein, including without limitation, product features, specifications, designs, availability and pricing, are subject to change by Blink at any time without notice.